

Overview - Public Entities Quarterly Reporting



national treasury

Department:
National Treasury
REPUBLIC OF SOUTH AFRICA

Approved receipts

2,811.4 37.1%

Approved spending

789.5 65.9%

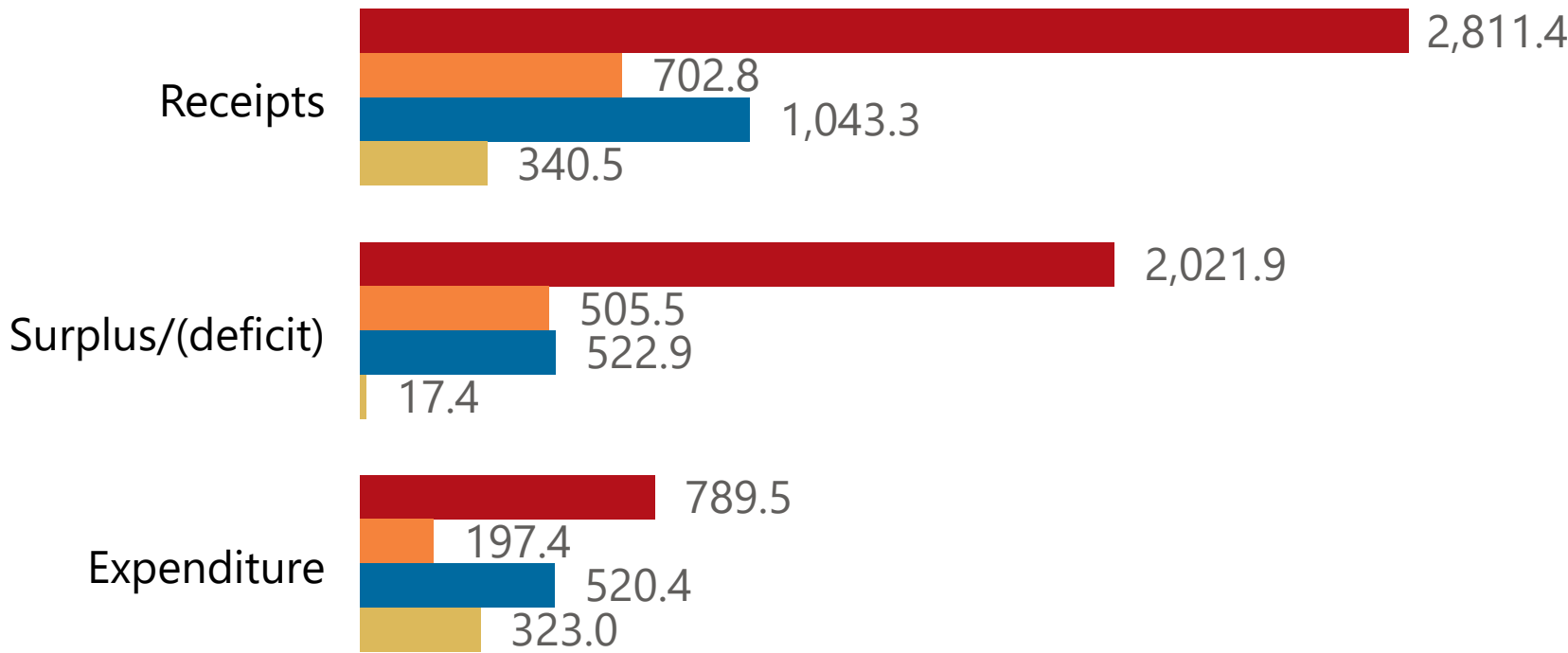
Surplus/(deficit)

2,021.9

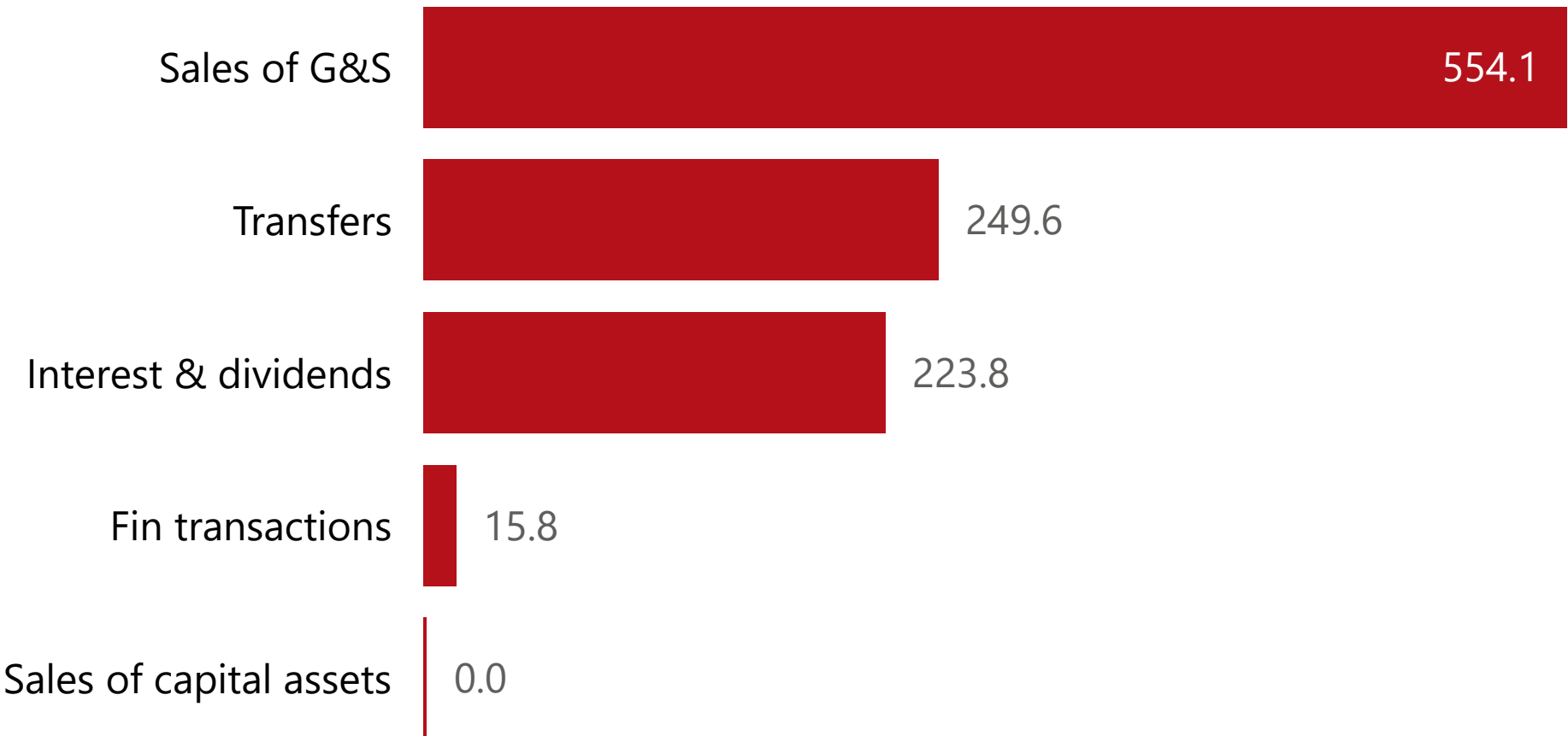
- ☐ R billion
- ☒ R million
- ☐ R thousand

Consolidation

● Approved ● Forecast ● YTD ● Variance



Components of total receipts



Quarter

1

Cluster

All

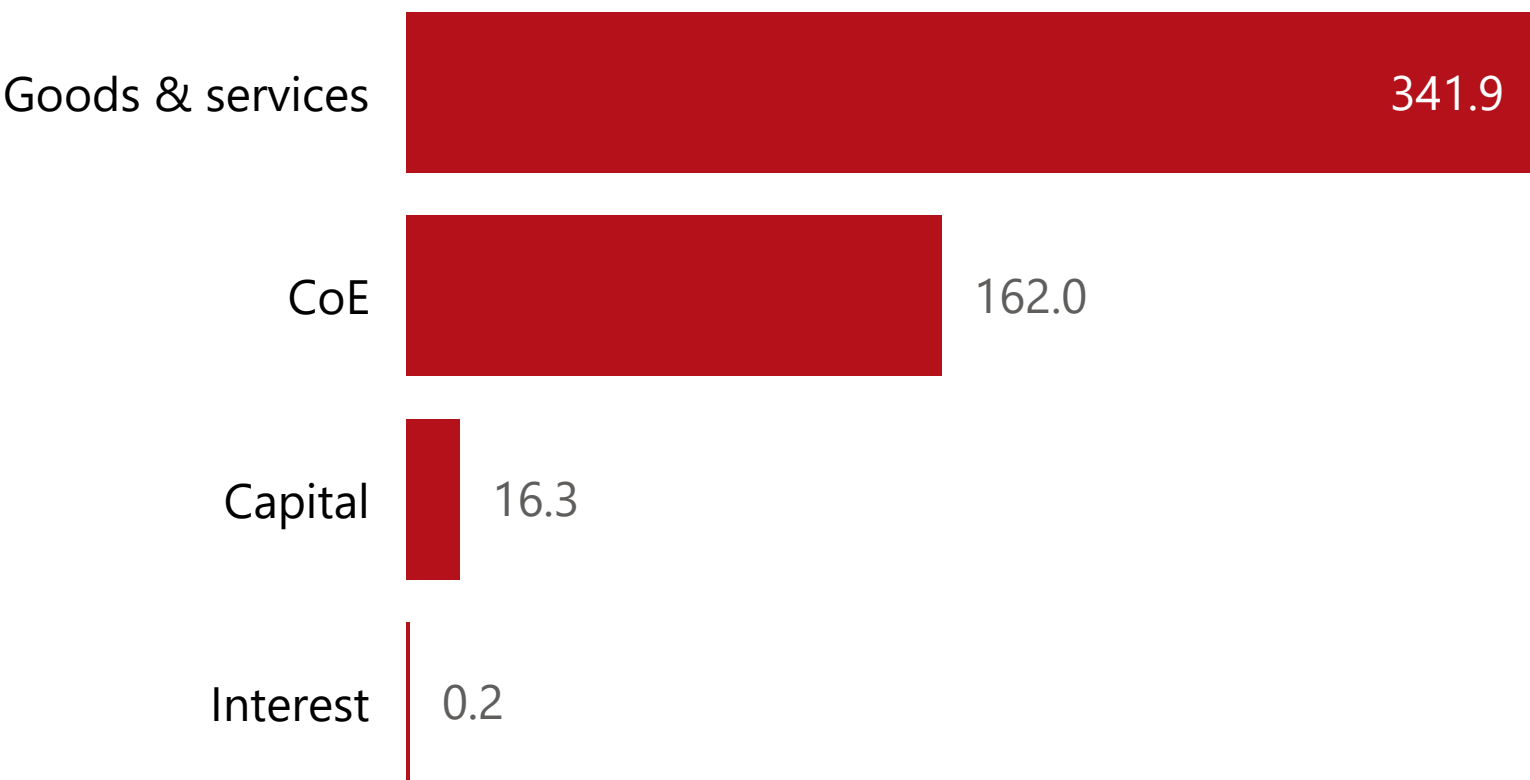
Department

Water and Sanitation

Entity

Vaal Central Water Board

Components of total expenditure



Functional grouping



Spending by PFMA schedule



Public Entities Receipts

Approved sales of G&S

(Blank)

(Blank)

Approved transfers

(Blank)

(Blank)

- ☐ R billion
- ☒ R million
- ☐ R thousand



national treasury

Department:
National Treasury
REPUBLIC OF SOUTH AFRICA

Actual vs Forecast

2025/26 Component of total receipts

Top 5 Receipts

Quarter

2

Cluster

All

Department

Water and Sanitation

Entity

Vaal Central Water Board

Top 5 Transfers

Receipts

Level 3

Approved

YTD

% YTD

Total

Public Entities Spending

Approved CoE
(Blank)

Approved G&S
(Blank)

Approved transfers
(Blank)

- ☐ R billion
- ☒ R million
- ☐ R thousand



national treasury
Department:
National Treasury
REPUBLIC OF SOUTH AFRICA

Actual vs Forecast

2025/26 Components of total expenditure

Top 5 Goods & services

Quarter

2

▼

Cluster

All

▼

Department

Water and Sanitation

▼

Entity

Vaal Central Water Board

▼

Capital assets

Expenditure

Level 3	Approved	YTD	% YTD
Total			